



NOW CLICK FINISH

Your done

You need a dialup connection when your DSL or cable goes down for whatever reason and you can't get it back quick enough to do you any good. Yes it happens.

If your on dialup just setting up a new one is often the easiest fix.

If this doesn't work call us at 805-988-9540.

THIS BROCHURE IS FROM XP BUT 2000 , ME AND 98 ARE SIMILAR

SOME OF THE SERVICES THAT WE PROVIDE

- ◆ Help Desk for all your software
- ◆ Data Recovery
- ◆ Data Storage and backup systems
- ◆ Upgrading of Systems
- ◆ Complete repair services for computers Networks and components
- ◆ Full Scale design and maintenance of NETWORKS large and small
- ◆ Remote service and computer support
- ◆ Databases and web sites developed and maintained
- ◆ Web Hosting and development
- ◆ Complete Computer Security
- ◆ Intruder removal and control
- ◆ Complete Networking
- ◆ Repair and maintenance of Computers and other electronic systems and devices
- ◆ A full spectrum of Training
- ◆ System Support for small/
- ◆ medium size business and homes
- ◆ Consulting/ training on how to use IT to advance and start your business (40+ yrs of experience)

and much more

**INSTALL ROBOGEEK NOW
AND GET A FREE MOUSEPAD
SERVICE AS FAST AS A PHONE
CALL TO 805-988-9540**



A Quick Guide To Setting Up The Dialup Connection You Need even with broadband

Rev. 2

**Cal-Pac Technology
300 Montgomery Ave.
Oxnard, CA. 93036
805-988-9540**

nccorthu@calpactech.com

For more Tips CPTech@yahoo.com. To do so go to

<http://www.calpactech.com/> choose

CPTech or just email us

How to Configure an Internet Dialup Connection

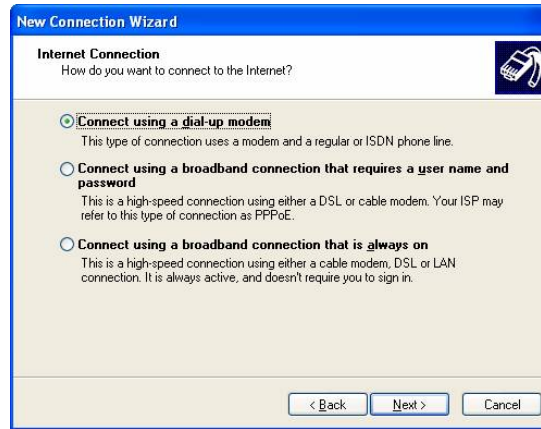
Setting up a dialup connection to the Internet is a common task. This tutorial will help you setup your connection so you can surf today!



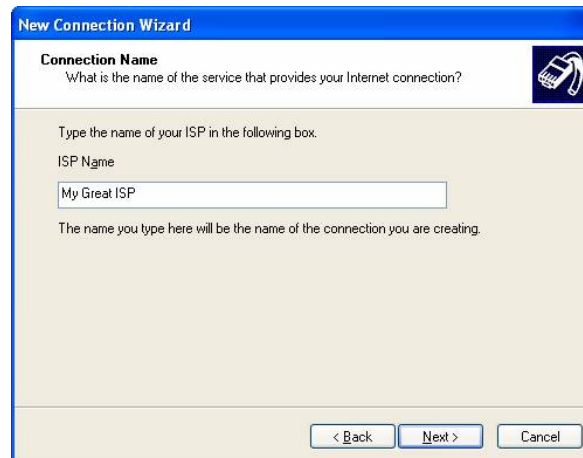
Open up Network Connections in the Control Panel and choose the **Create a new network connection** button on the lefthand side. Click **Next**. Choose "Connect to the Internet" and click **Next**.



We are going to setup our connection manually. Choose this option and click **Next**.



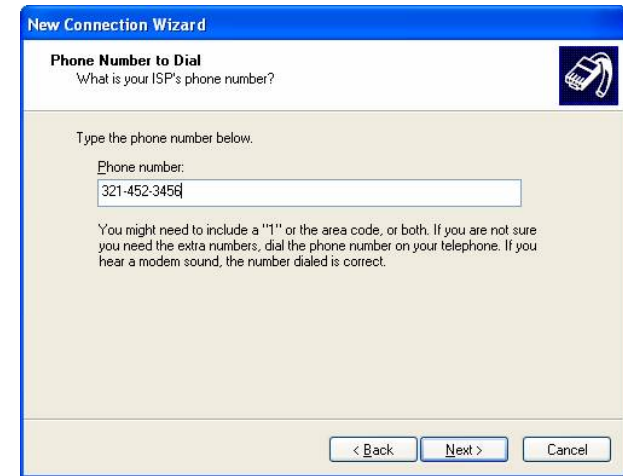
Choose "Connect using a dial-up modem" and click **Next**.



Name your ISP and click **Next**.

Here are dialup numbers for ATT

http://help.att.net/iw/ci/access_info.jsp?platform=OSWINXP&area=customer_connect-modemdial



Enter the phone number you would like to dial and click **Next**.



Enter your username and password for this connection and click **Next**.

Verizon dialup Numbers are here

http://www2.verizon.net/resource_center/dialin.asp